


SX-15 INCREASES PRODUCTIVITY

CLEANING COMPARISON

Number of passes needed to clean a 16' x 16' room. The competitive 12" tool requires 16 passes to finish the room, whereas the SX-15 only needs 13 passes.




FASTER WATER REMOVAL = FASTER CLEANING

The SX-15 removes water twice as fast as competitive models, allowing you to work faster without leaving puddles to mop up.



SUPERIOR ENGINEERING

Applying fluid dynamic concepts used in the aerospace industry, our engineering staff was able to redesign the SX-15 to dramatically improve dry times and water removal rates. Here's what they have to say about a few of these improvements.

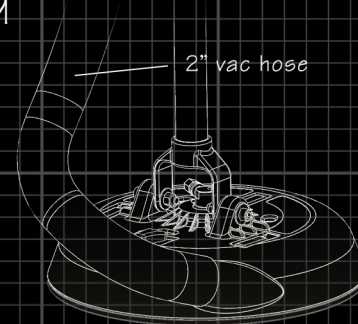


LAMINAR VORTEX

"Vacuum lines coming off the top of the cleaning head were inefficient because fluid had to make abrupt right angle turns, creating turbulence and resistance as it is removed from the cleaning head. We've redesigned the head so a laminar flow vortex is created and water is smoothly and efficiently removed from a radial line, resulting in much improved dry times."

IMPROVED CFM

"Most hard surface cleaning tools use 1.5" tubing. This 25% reduction in diameter severely restricts air flow and results in more water being left behind."



BUILT FOR SPEED

HYDRO-FORCE™ SX-15

Hard Surface Cleaning Tool



CLEAN FASTER

Clean 25% faster with an industry leading 15" cleaning path.



WORK FASTER

EZ-LOC™ boot change allows you to go from a brush skirt to a hard boot and back in seconds without any tools.



OPTIMIZE DRYING CONDITIONS

Optimize your drying conditions with the toe-adjustable vacuum relief to ensure you have the right vacuum pressure for the job.



ERGONOMIC DESIGN


Lightweight construction and ergonomic design allows you to work comfortably and quickly all day.



Shoulder-width hand grips reduce shoulder and neck strain




Lightweight, but durable polymer helps reduce fatigue



Side-to-side or front-to-back cleaning strokes allow you to alternate your cleaning method

CLEAN HARD-TO-REACH AREAS

Low profile design and lay-flat handle allow you to clean under toe kicks and furnishings.



DRY FASTER

Cleaning head was aerodynamically engineered to create a laminar flow vortex that removes water twice as fast as competitive tools. 2" tubing improves air flow versus the standard 1.5" tube.